



Peel, Stick, Track

Product Catalogue and Planning Guide

August 2011

SIMPLY **RFiD**

Table of Contents

Introduction: What is NOX?

Section I. Systems Overview

- A. NOX Asset Tracking with Surveillance
- B. NOX Inventory Control
- C. NOX Check-in-Check-out
- D. NOX Supply Chain Logistics

Section II. Product Overview

- A. NOX Asset Tracking Appliance (ATA)
- B. NOX Camera
- C. NOX Interrogators
- D. NOX Printers
- E. NOX Alarms
- F. NOX Check-in-check-out Terminals
- G. NOX Vault Handhelds
- H. NOX Pack Table
- I. Turnkey Supply Chain Solution
- J. RFID Tags
 - a. Pre-programmed
 - b. Blank
 - c. Rugged (On/Off metal High-Temperature)

Section III. Software for Custom Requirements

- A. NOX Core Server Software with API Set
- B. NOX Core Process License
- C. NOX Core Zone License
- D. NOX Tag Printer License

Section IV. Services Overview

- A. Site Prep
- B. Customization
- C. Installation
- D. User training
- E. Support contracts

What is NOX?

Nox uses RFID (Radio Frequency ID) tags to monitor asset movement (people, equipment, computers, and other property) and links the asset movement to video. Using Nox, you can search for any asset and retrieve instant video and time of the entire asset movement through the facility. You can also locate the current location and watch items in real-time. You can find those items, even if they are in briefcases, inside boxes, packed on trucks, under tarps, under coats, behind furniture, or in file drawers. If those items are moved, you can choose to receive an alert, including a picture and time stamp of who moved it and when it happened.

Nox works via a standard web browser and on most iPads, iPhones, or Androids. It provides 24x7 unattended asset surveillance, alerts management to triggered security events, and maintains a complete history of your asset movement that can be accessed from anywhere in the world. Physically, it is a set of devices configured into a system that allows a customer to find immediate information about where an item is, where it has been in the past, and who moved it. It is a proprietary, configurable set of RFID readers, antennas, network server software, databases, Wi-Fi, video cameras, and RFID-tagged items that operate together to produce a tracking, traceability, and automatic surveillance system. If desired, it includes all the exportable file information necessary to integrate its output data with a customer's accounting, inventory, or security system.

Concept of Operations

Items to be tracked are tagged with RFID chips. The chips come in a variety of sizes, depending on the item to be tagged. The first system decision is an assessment of what types of RFID tags to use. In most applications, this is a passive, self-adhesive label that is typically 4" X 0.62." They usually come standard on a roll of 1,000.

Labels are purchased blank from a label company, such as Avery-Denison. Blank passive RFID labels come with an inlay inside which serves as a receiving antenna. The labels are run through an RFID printer (such as a Zebra printer), and each label is programmed in the printer to associate the item with a specific, 24-digit hexadecimal code. To help out the humans, the printer will print the ID number on the label, but it generally isn't important for the humans to read it. Some customers will have a need for so many tags that they will want their system to include printers, so they can print tags for themselves. Most customers, however, will be happy to buy the tags pre-printed, from SimplyRFiD (or you, if this is your Special Agent account.)

RFID security concerns

The RFID tag product ID is unique to each customer. That is, it has no meaning unless a customer sets up a database and assigns the ID an associated meaning. The customer does this assignation in the initial setup of the system. In product planning for the quote, it is important to consider how much assistance you, as the Agent, will provide for this setup. Some customers will hire consulting staff to tag the items and set up the initial database. Others will assign the task to their own staff. In either case, the items are associated using the NOX Asset-Tracking-Appliance, which is a separate, secure network server running an MS-SQL database. This appliance (the NOX ATA), records the history of movement of every tagged item. Whenever a tagged item passes by an RFID reader, an event occurs and the event is recorded.

The events can be transmitted to the customer's inventory management, accounting, or other management software, if the customer's need-application warrants integration. The data is output from the NOX ATA in a .csv file, which can be integrated if you, the Agent, choose to integrate it, and the customer wants it. A complete API set is also available.

Because no information is actually programmed into the RFID tag itself, other than the hexadecimal ID, there is no RFID security concern. That is, an RFID tag carries no meaningful information if it has no access to the customer's secure NOX ATA database. Even if the tag were read by an unauthorized person with a nefarious-purposed RFID reader, the information would be worthless unless they could also hack into the identifying NOX ATA database, which is not resident on the customer's network server. (Note: for additional security, it is possible to configure the NOX ATA server offsite.)

Tracking zones

Each area to be tracked by NOX is called an "interrogation zone." Typically, a zone can be a room up to 800 square feet, or a specific entrance point such as a doorway or loading dock. Tracking areas greater than 800 square feet require incremental sets of NOX Interrogator modules. Each interrogator zone requires an RFID reader (such as a ThingMagic reader.) Readers come in varying shapes and sizes, and are selected based on customer-needs criteria. Readers can also be handheld devices, such as the NOX Vault handheld reader. Readers can be installed covertly or overtly. That is, they can be hidden inside walls or ceilings, or they can be mounted where they can be seen. They have varying read ranges, and can be installed with "slave" modules to expand their coverage area. Full NOX technical training includes criteria for selecting and mounting readers.

The NOX ATA

Every time a tagged item passes a defined interrogation point, or is noted as present by a handheld reader, the RFID tag ID is stored in an MS SQL database on the NOX ATA. The time of this event is also stored, so a history of the item's movement is built. This history may optionally include a video still frame of the event, stored in the database with the item

information. The customer chooses whether a specific event should or should not trigger an alarm. If the event is set to trigger an alarm, the alarm can be indicated by flashing lights, bells, or messages sent to cell phones or mobile devices. Further information on how to configure alarms is contained in the NOX technical training.

Video events are retained based on disk space provided, approximately 400GB per camera per month. This is highly variable based on the amount of movement in that camera zone, frame rate stored, and resolution selected. The key surveillance factor is that the tagged item does not have to be visible to be read by the sensors. It will be read inside briefcases or other containers. Video of the time frame that the item moved past the reader will capture the event.

Finding an item and querying the database

Any tagged item may be located by searching on the product ID. The search will bring up a video view of the item on a web browser. The video will show every location the asset has been seen passing a reader, a time it was seen, and a link to the all video events. Asset movement may also be accessed using an XML API, if the customer's application requires software development.

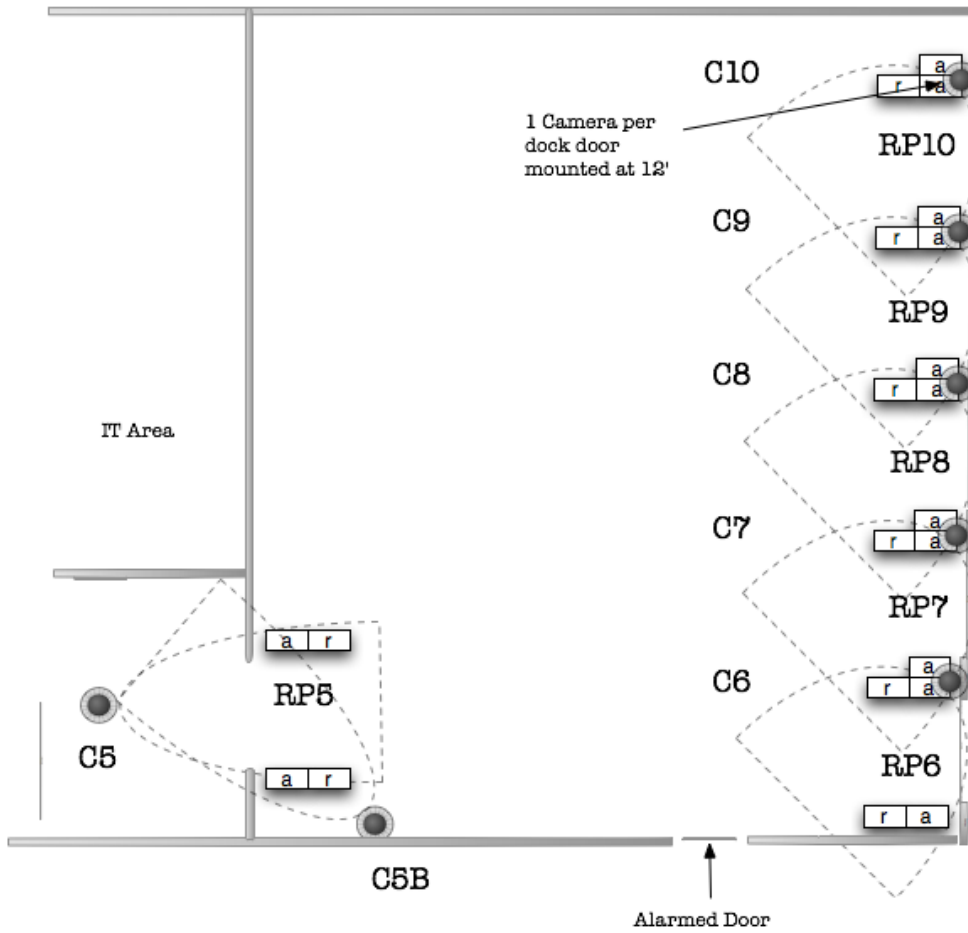
Check-in-Check-out Procedures

Often, a customer's security concern will be based on the authority of the user. Some people are authorized to move certain items; some people are not. The NOX Check-in-Check-out module allows customers to identify who may move what items without triggering an alarm. It also records who had the item last, who removed it from a specific zone, and where it is now. This is particularly useful in tool rooms and evidence rooms.

Supply Chain Logistics

NOX also supports conveyors, palletization stretch wrap machines, handheld RFID inventory procedures, visual asset maps, and text message notifications on asset movement. The following blueprint of a warehouse shows a typical NOX configuration in a warehouse. RP represents an interrogation zone. R represents a reader, A represents a slave antenna, and C represents a camera in this configuration.

Additional Warehouse Secured / Alarmed Area



Warehouse

For more detailed technical training in the NOX needs analysis, product configurations, support, installation, and training, please sign up for NOX Special Agent technical training.

NOX Systems Overview

The customer's specific needs define how NOX is configured. As we work with each customer, we interview that customer about how they manage their asset tracking. Compliance with Sarbanes-Oxley and other regulatory concerns impact asset tracking and inventory management in every company. Security of major assets and issues with equipment maintenance come up. The common thread for every customer is a concern about knowing the location of an asset. NOX has a number of ways to do that, and the best way is configured specifically for that one customer.

Every customer may solve their asset and inventory management problems differently. They may have different security measures in place. They may have security systems, accounting systems, and inventory control systems already in place. The NOX systems, in that case, must tie into their existing systems. If no systems are already in place, the NOX systems must provide the custom reports that make sense for that customer. This means there is a component of customization with every installation. In some cases it may be extensive; in other cases it may be minimal.

The following explanations are basic system configurations. During the proposal process, a SimplyRFID engineer will quote the system that best works with the customer's needs. This may be an expansion or modification of the basic systems described here.

NOX Asset Tracking with Surveillance

In an asset tracking system, the customer is looking for an accountability for some specific set of items. Each of these items will be tagged with an RFID chip. The RFID chip will record a hexadecimal number. This number will be associated with the NOX database. The customer must decide what information fields to enter into this database. Their choice will be based on how they choose to implement asset tracking, and whether they will integrate the RFID database with their existing software database. For example, a customer may choose to monitor all the laptops in the office, all the expensive tools, all the furniture, and all the electronic equipment. Everything that the accounting department depreciates is a good candidate for asset tracking.

The basic configuration of an asset tracking system consists of RFID readers set at strategic locations in the building. Most likely, they will be placed around doors. These readers will be connected to an internal network. Residing on that network is the NOX Asset Tracking Appliance (ATA). The ATA will receive data from the readers, as items that are tagged with RFID chips pass by.



Any pc with a web browser can pull up reports from the ATA. The ATA will record movement of those assets, including a time stamp of when the item passed each installed reader. For further security, the customer may choose to install NOX Cameras at each reading point. The ATA will store the video frames that occur at the time the item moved past the readers. This means that the database will have pictures of who took the item through those doors, and what time it occurred. This will occur even if the item is hidden inside a briefcase or box. At the customer's option an alert may be sent to any mobile phone, personal computer, or other network device when a specific item passes through a reader. A flashing or audio alarm may also be connected to the network.

The picture above shows 4 ceiling-installed readers, the NOX ATA server, 2 NOX cameras, and a NOX terminal.

NOX Inventory Control


The assets in a business are monitored not only for their location and security, but also for accounting records and regulatory compliance. Additionally, many expensive items of equipment require periodic maintenance and calibration. Often, companies will have to shut down to do a complete inventory, or will hire an outside firm to take inventory for them. NOX Vault handheld reader can turn a 2 or 3 hour inventory of a room into a six-second task.

When using NOX for inventory control, you first, of course, must have all items tagged. This is an initial startup cost which pays out with the first use. As items are tagged, the information required for the accounting department is stored in the NOX database. This is the same NOX database used for asset tracking, and the same tags, so one purchase of an asset tracking system will satisfy the tagging and database needs for inventory control.

To add inventory control capability to your NOX asset tracking system, you purchase a NOX Vault handheld reader. With this handheld reader, you point and click to get a complete readout of every tagged item in a room. Additionally, the NOX Vault will tell you which items should be in that room but are missing. And if you are looking for one specific item, the NOX Vault will click like a geiger counter when it's near the item you identify. (Like when you were a kid and something was hidden, and you played that game of "cold, warm, hot" to find it.)

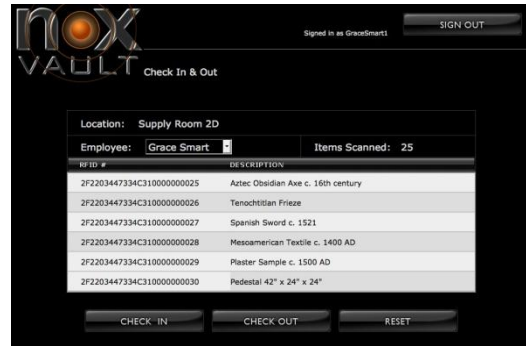


Of course, you do not have to have a NOX ATA server or any asset tracking components in order to use the handheld for inventory control. The handheld reader will work in a standalone mode, with a USB connection to your PC for your data and reports.



NOX Check-in-Check-out

Many asset tracking applications are a form of parts control. That is, "parts" are in a controlled area (a room or a cage.) Certain people are authorized to borrow those parts from that area, use them for an approved purpose, and return them at the end of the task. Examples are: evidence rooms, supply rooms, tool rooms, or rental equipment areas.



For check-in and check-out authorization, companies normally have a log sheet that an employee is expected to sign. In the case of more expensive items, there may even be an employee at the door, who ensures that the log is signed. This is an imperfect method, and leaves plenty of room for error. By adding a NOX Check-in-Check-out terminal to your asset tracking system, you have an automatic record of who took what when.

In this case, your employees are also assets. They wear company badges with RFID tags in the badges. As an item is removed from the cage or area, the NOX system records both the items taken and the badge that passes the reader at the same time. If an item goes through the reader with no associated badge (i.e. an employee has removed their badge for the purpose of taking the item), an alarm will sound and an alert sent out.

Check-in-Check-out is an add-on to the NOX Asset Tracking with Surveillance system. It can be ordered with custom reports, or custom reports can be developed using the optional API set.

NOX Supply Chain Logistics

When you are preparing manufactured items for shipment, you go through a picking and packing process before the items go out the dock door. After the items are loaded on the truck, NOX Vault handheld reader can verify that the items are all in place. When they arrive at their destination, a second pass with NOX Vault can verify that they were delivered. This in itself can eliminate losses in the supply chain.

Before your items leave your facility, they must be carefully picked and packed to order. NOX Supply Chain Logistics products improve that process, increase productivity, and eliminate losses from packing and shipping errors. The picture below shows NOX readers surrounding a dock door. The readers will record every item that goes through those doors, as long as it is tagged with RFID.

Of course, before an item goes through those doors, it must be packed into boxes, in accordance with an order for delivery. Every company sets up their process differently, but in one form or another, every company puts items into cases, and organizes cases onto pallets, to efficiently fill the trucks. RFID tags can be placed on pallets, on cases, and on items.



When a company does this high-volume of RFID tagging, the company is most likely to want to print RFID tags on the spot, in their own facility. A high-capacity RFID printer, taking direction from the NOX Enterprise Edition server, allows in-house printing, and association of tags at the item, case, and pallet level. RFID readers along the conveyor allow pack stations to monitor the count for each box. The palletizer associates cases with pallets.



SimplyRFiD works closely with the Defense Logistics Agency of the United States government. We have deployed our item-level RFID system to many Department of Defense suppliers shipping to the military. We have customers packing and tracking 300,000 items a month on our conveyor systems, and other customers shipping 10,000 items a month on our smaller pack table systems. Here is what our basic item level "Warehouse Management Systems" do:

SimplyRFiD's Warehouse Management Systems:

Supply chain RFID products offer a return on investment that dramatically changes the competitive position of a manufacturing company. For a full needs-analysis and quote on a supply chain process, SimplyRFiD will discuss your specific application.



1. Item-level RFID Tag production

Item-level tagging is done using an in-house RFID printer. Our NOX software sends print jobs to this printer and tracks every tag produced. It ensures each tag is associated with the item and its critical information in the database. Most Equipment Requirements Planning systems, including the DoD mandates for VIM/ASAP and WAWF, can be met and integrated with this system.

2. Handheld RFID readers

Assisting with tag production are any number of handheld RFID readers, depending on your configuration and needs. These readers allow on-demand use for item-tagging, case-tagging, or pallet-tagging. They are also used to find items, if desired.

3. Packing Station/ Pack Table

For associating tagged items to cases, we offer a packing station or pack table. The NOX Pack Station includes a fanless touchscreen PC for operator input. The touchscreen is designed for factory or industrial operation and can tolerate up to 104 degrees Fahrenheit room temperature. It can also be wall-mounted to save space. We include a fixed RFID reader and an optional RFID printer for case-RFID-label printing. This integrated approach is the simplest solution for quickly adding RFID to every shipment. This system will scan the contents of a carton and produce an appropriate case-level RFID tag with the unit pack information. The pack station can also be installed with audio readout.

4. Palletizer

For matching cases to pallets for shipment, the system includes a palletizer device. By placing the cases on a stretch wrap device, the system scans the cases on the pallet and produces a pallet-level RFID tag. This associates the cases with a shipping pallet.

5. Conveyor

For maximum throughput, the NOX Conveyor includes a touchscreen PC for operator input, two fixed RFID readers and secondary slave RFID antennas, one RFID printer for case-level printing, and a secondary printer for exception reporting. The conveyor runs continuously at 120 feet per minute and automatically scans item tags, produces the case level tag, and prints an exception label with any corrective actions noted for non-compliant cases. The conveyor can process one case every 12 seconds -- continuously. This speed could be increased to one case every six seconds with a 240/foot per minute conveyor. The NOX conveyor can be connected to a spacing conveyor to keep new boxes releasing automatically.

6. Dock portal

A dock portal, while an optional part of any system, ensures that all items exiting that dock door are part of the shipment that has been selected. The system will generate an alarm and print an exception ticket to let the operator know if the pallet is being incorrectly shipped (identifies matching numbers to the shipment.)

Taken together, this system effectively reduces warehouse management costs dramatically, and ensures correct shipments to customers.

Section II. Product Overview

- A. NOX Asset Tracking Appliance (ATA)
- B. NOX Camera
- C. NOX Interrogators
- D. NOX Printers
- E. NOX Alarms
- F. NOX Check-in-check-out Terminals
- G. NOX Vault Handhelds
- H. NOX Pack Table
- I. Turnkey Supply Chain Solution
- J. RFID Tags
 - a. Pre-programmed
 - b. Blank
 - c. Rugged (On/Off metal High-Temperature)

Nox Asset Tracking Appliance (NoxATA / NATA) 203 / 210 / 250

Part: NOX-ATA203 / NOX-ATA210 / NOX-ATA250

The NoxATA is the brains of Nox. You connect all other Nox components to the NoxATA. Each NoxATA model class adds more power to your configuration. The Nox-203/210 are both 1U rack mountable server-class chassis.

The NoxATA 203 includes a mini-asset-tracking-appliance designed to operate a small office or setup mobile sting operations easily. The NoxATA 203 can easily run up to 5 RFID zones with video. The NoxATA 203 includes a 3 zone NoxCORE license.

The NoxATA 210 is designed to operate a larger office with 5 to 25 RFID asset zones. The NoxATA 210 includes a 1TB RAID1 configured drive and 10 NoxCORE Zone licenses. The NoxATA 210 can hold about 30 days of video from ten NoxCAMERA 6N's.

The NoxATA 250 is designed to operate a major office with 20 to 50 RFID zones. The NoxATA 250 data storage is expandable from 7TB to 45TB for long-term video storage. The NoxATA 250 includes 50 NoxCORE Asset Tracking Zone licenses.

How it works:

1. Plug in your NoxATA and connect to a network.
2. Add NoxCAMERAS and NoXINTERROGATORS.
3. Tag Assets.
4. Monitor your assets.

What it includes:

- NoxCORE Asset Tracking Appliance Server and Zone Licenses (3, 10 or 50 based on model)
- One Year Premium Support.
- Complete pre-configuration and build sheet so you can plug-it-in and start tracking!

NoxCamera 6N / MP

Part: NOX-C6N / NOX-CMP

The NoxCamera is a network IP based camera for monitoring your assets and linking the tracked RFID asset movement with video.



The 6N is a 640x480 1LUX fixed-lens network IP camera without PoE. For most applications, this is the ideal and most economical solution. 640x480 gives plenty of resolution to see detail without huge image files. At just 1.4"x2.6"x2.4" (without mounting base) it's very unobtrusive. The 6N has a 1-year warranty.

The MP is a 1280x1024 camera that runs over your network with PoE. The MP is great when you have a larger area to cover with a single camera. The MP is a little larger but still only 1.5"x3.7"x7" (without mounting base) and has a 3-year warranty. Choose the MP for PoE, larger coverage areas and lower-light conditions -- along with a bigger warranty.



Wired or Wireless? We do not offer a wireless camera. Wireless solutions are great for ad-hoc sting operations, but we recommend a wired solution for permanent installations.



Outdoor? Any NEMA rated enclosure will work.

How it works:

1. Plug in your NoxCamera.
2. Add NoxCameras to your NoxATA configuration.
3. Monitor your assets.

What it includes:

- NoxCamera
- One Year Premium Technical and Hardware Support.
- Complete pre-configuration and build sheet so you can plug-it-in and start tracking!

NoxInterrogator 2 / Slave

Part: NOX-I2 / NOX-I2S

The NoxInterrogator is a network IP based RFID Interrogator that runs over PoE (Power over Ethernet). The NoxInterrogator searches for RFID tags moving through your facility and reports them to the NoxATA. The NoxInterrogator Slave offers a secondary antenna that can be attached to the NoxInterrogator to extend the coverage zone of a single NoxInterrogator.



Specifications: 12"x12"x4" with VESA mount holes (100mm). One Year Warranty.

Outdoor? In a NEMA enclosure. -40F operating temperature.

How it works:

1. Plug in your NoxInterrogator. The NoxInterrogator begins searching for tags up to 40'' (depending on orientation of tag and tag type) from its location and reports them to the Nox Asset Tracking Appliance (NoxATA).

2. Add the NoxInterrogator to your NoxATA configuration and place it in a Zone. Add Cameras to that Zone and you can see video of the items moving into that zone.

3. Monitor your assets from any web browser.



What it includes:

- NoxInterrogator or Slave.
- One Year Premium Support.
- Complete pre-configuration with a build sheet so you can plug-it-in and start tracking!

NoxPrinter 2

Part: NOX-P2



The NoxPrinter is for high-volume RFID tagging requirements. When you will be producing over 1,000 RFID tags per month, it makes the process easy to create custom NOX-2 RFID labels.

Note: This only prints/programs the Nox-2 tag. The Nox-TMx tags are hardened tags that are factory programmed/labeled.

Specifications: Produces about 50 RFID tags per minute continuously.

Outdoor? No.

How it works:

1. Plug in your NoxPrinter.
2. Queue RFID tags to print. Maybe these come from your warehouse management system or an Excel spreadsheet.
3. Select the label format you wish to produce the tags with.
4. Tags are produced and assigned an ID in the Nox database. Collect your tags and begin placing them on assets.

What it includes:

- NoxPrinter.
- One Year Premium Support.
- Complete pre-configuration with a build sheet so you can plug-it-in and start tracking!

NoxAlarm 2

Part: NOX-A2



The NoxAlarm is a stack light buzzer and red light that can be triggered from Nox on any event. It connects via a network interface and can be mounted anywhere with network access and power.

An alarm rating of 64-90DB -- configurable when ordered. The red light is flashing during an event. The light and alarm stack together.

How it works:

1. Plug in your NoxAlarm
2. Add events to trigger the alarm
 - a. Sample Alarm Events:
 - i. Tag shows up at door without owner.
 - ii. Tag disappears from view.
 - iii. Tag shows up at door during closed business hours.
3. Alarm sounds and light flashes when an event occurs

What it includes:

- NoxAlarm with base and network interface.
- One Year Premium Support.
- Complete pre-configuration with a build sheet so you can plug-it-in and start tracking!

NoxTerminal 2

Part: NOX-T2

The NoxTerminal is a touchscreen PC designed for industrial use. It is stand-alone and includes a VESA mount interface for flat-mounting to a wall or it can be placed on a table with the included base stand. The NoxTerminal is fanless and can operate up to 104F.

This is a durable, industrial-grade appliance.



How it works:

1. Plug in your NoxTerminal.
2. Assign it a duty (Check In/Check Out is the most common) and a Zone (so your items are coming from/to that terminal's zone).
3. Nox dynamically updates the terminal with in-view items and allows users to badge items into and out of the secured area. Add a NoxAlarm to really make things exciting!

What it includes:

- NoxTerminal with base and VESA holes. Table Top base also included.
- One Year Premium Support.
- Complete pre-configuration with a build sheet so you can plug-it-in and start tracking!

NoxVault 2

Part: NOX-VAULT2



See our web page: <http://simplyrfid.com/nox-vault.html>

The NoxVault is our premier handheld RFID asset tracking solution with excellent performance for tracking assets and RFID read ranges up to 20'.

How it works:

1. Load a list of RFID Tagged assets in Excel CSV format onto handheld.
2. Squeeze NoxVault Trigger.
3. NoxVault tells you what it has located and what's missing.

What it includes:

- NoxVault Handheld reader, 2 batteries, NoxVault software, and charging station.
- One Year Premium Support.
- Complete pre-configuration with a build sheet so you can plug-it-in and start tracking!

NOX Pack Table/ Packing Station



Our latest design comes with a touchscreen PC for operator input. We include a fixed RFID reader and an optional RFID printer for case-level printing. You may also choose an audio mode and larger fonts.

Ask to see the video of our talking Pack Table installed at the National Industries for the Blind!

NOX Turnkey Supply Chain Solution



SimplyRFiD will configure your supply chain solution using the building blocks of the NOX ATA, Asset tracking with surveillance zones, the NOX packing station, NOX conveyor, handheld readers, palletizer, portal doors, and custom integration components. Because our solutions have been implemented in hundreds of customers, we have pre-built components that save you in the six figures. Every company builds a warehouse and a shipping department in many of the same ways. Our software has

become an application that is ready to seamlessly integrate with your business processes.

Please call for a custom quotation.



Nox-TM4 On-Metal High-Temperature Rugged RFID Tag

Part: NOX-TM4 (USA / Euro)

See: <http://simplyrfid.com/high-temp-on-metal-rfid-tag.html>



The NOX-TM4 is designed specifically for use on metal parts. Its small form factor makes it the perfect tag for tracking metal laptops, servers and tools. The NOX-TM4 is durable and withstands hazardous environments up to 400F including autoclave. NOX-TM4 tags can be boiled, crushed, burned or frozen and come out unscathed. This metal-mount RFID tag can be read up to 10' when applied directly to metal but has a working range closer to 5'.

Nox-TM9LR On/Off Metal High-Temperature Rugged RFID Tag

Part: NOX-TM9A (USA Only)

The TM9A is a larger tag (95mm x 25mm x 3.2mm) for the maximum tracking performance. If you can't afford to miss reading a tag, this works great on and off metal at up to 20'. For a complete list of rugged tags, please see our pricing/configuration sheet.

Section III. Software for Custom Requirements

- A. NOX Core Server Software with API Set
- B. NOX Core Process License
- C. NOX Core Zone License
- D. NOX Tag Printer License

NOX Core Server Software with API Set

The NOX Core Server Software with API set is designed for software engineers and systems integrators to build their own add-on applications and integrate with customers' existing ERP and accounting systems. This is the same software which resides on the NOX Asset Tracking Appliance. However, this offering is designed for those who want access to the software for custom integration and development. The software manages the RFID components of the system, including the readers, touchscreens, cameras, tag printers, pack stations, and palletizers. Its output for report customization is in .csv format, however, an API set allows further application development. Purchase of the NOX ATA satisfies the requirement to use this software in a system. Purchase of the software separately is optional for custom development purposes only. One software license covers an enterprise development for an end user. Each end user enterprise must have one server license, either through the NOX ATA or the custom server software. (Products developed for end users using the NOX Core Server software must have the NOX Core Server installed at the end user site and require a license fee.)

NOX Core Process License

In addition to the NOX Core Server license (which is satisfied either through the NOX ATA or the NOX Core custom server), each software process requires a Process License. The processes are NOX Pack, NOX Conveyor, NOX WIP, NOX Vault, NOX WMS, NOX CICO. Depending on the configuration of the system, each process used requires one process license per enterprise.

NOX Core Zone License

Each coverage zone requires a Zone license. See the definition of a zone in the introductory section "What is NOX?"

NOX Tag Printer License

Each RFID Printer connected to a NOX server requires a NOX Tag Printer license.

Section IV. Services Overview

- A. Site Prep
- B. Customization
- C. Installation
- D. User training
- E. Support Contracts

Site Prep

Every customer has a different network configuration, building layout, and physical system configuration. RFID components of varying types have multiple methods of meeting system requirements. These must be measured and analyzed by an expert trained in RFID performance. For the same reason that you cannot buy custom cabinetry unless the cabinetmaker takes his own measurements, SimplyRFiD does not sell systems unless we have our own expert physically assess the site. You want the system to work perfectly, and the expertise required to make that happen must assess your physical site.

Customization

SimplyRFiD's systems work on a plug-and-play basis. They don't need to be customized, but there are situations where you may want them to be. For example, you may want specialized reports that are not available from our standard set. We provide output in a .csv file that imports to an Excel spreadsheet. You have the option to do customization yourself through Excel. Alternatively, we offer customization services on a per-hour basis, for integration into your accounting or ERP systems, at your option. We also offer customization and integration services through our reseller network.

Installation

Professional installation is required for a complex RFID system. These systems provide impeccable performance, but only when they have been connected, integrated, calibrated, and tested according to specifications. We offer installation through our reseller network or directly from our home office in Virginia.

User training

At the time of installation, we offer "train the trainer" and administrator onsite training for up to four people. To ensure proper operation of the system, this training is a required part of the system installation. We also will provide user documentation and an administrator website access for follow-on training. Additional user training can be purchased on a per day basis, from our home office or our reseller network.

Support Contracts

The proper help and access to technical problem-solvers is available by telephone, e-mail, or chat. Annual support contracts are available to keep your system operating at all times. Our goal is legendary customer support in everything we do. We price the first year of hardware and technical support directly into our products as a Premier Support. We think it is important you get your items deployed easily, quickly, and have someone ready to help you immediately.

IT Asset Management Doesn't Have to Be War!

Don't tell the CFO, but taking inventory in a data center can be too much like painting a battleship. By the time you get the paint all the way around both sides, corrosion of the information forces you to start all over again.



Tagging your assets with RFID tags from SimplyRFID gets your data center started on the path to quick and easy virtual inventory in seconds. For less than \$1 a tag, you can have your asset tracking system updated with the most current, relevant, and immediate location information about your equipment. Fast, accurate, on-demand inventory with NOX Vault Handheld RFID from SimplyRFID. And, if surveillance is important for your facility, you can add in cameras, too!

- Know what is where, and when it happened.
- Know who moved it, and where it went.
- Know what you've got, and how to find it.

What's the point of surviving a software audit if you can't find the machine with the software on it?

Learn how data centers everywhere are battling information corrosion with the instant inventory capability of handheld RFID.

Get your program started for less than \$1 a tag!

SIMPLY **RFiD**

1-703-343-1689

Peel, Stick, Track

for Assets

www.SimplyRFID.com

For additional assistance, or to request a quote, call SimplyRFiD at 703-343-1689.

Interested in becoming an authorized SimplyRFiD reseller? Request our Partner Application.

www.SimplyRFiD.com